

## **Additions and changes to LSS+ Version 5.0 that are contained in LSS+ 2008**

### **Chapter 4**

Add text to 4\_2.4  
Add section 4\_2.8



LSS502: Use of specialized tools, DAME, Harry Sher

### **Chapter 6**

Add text to 6\_4.4.1  
Add text to 6\_4.4.3.1

### **Chapter 8**

Add section 8\_3.1.2.2  
Add section 8\_3.1.2.3  
Add test to 8\_7.1.4



LSS205: Bianchi Laser 994



LSS205: Bianchi Versa key machine

### **Chapter 11**

Add text to 11\_5.3.7.5  
Add section 11\_5.10.5.3  
Add section 11\_5.10.5.4

### **Chapter 12**

Add text and tables to 12\_1.0

### **Chapter 16**

Add text to 16\_2.1.4  
Add section 16\_4.2.4.1



LSS501: Harry Sher on the disassembly of a profile cylinder



LSS501: Harry Sher: the European profile cylinder

### **Chapter 17**

Add photos to 17\_2.5  
Add text to 17\_4.3  
Add text to 17\_4.5  
New Section 17\_6.1.3.3.1  
Add text to 17\_6.1.4  
Add text to 17\_6.1.5.2

Add photographs to 17.6.1.5

Add section 17\_1.2A

Add section 17\_1.5

Add section 17\_1.5.1

Add section 17\_1.6

Add section 17\_1.6.1

Add section 17\_2.6

Add section 17\_2.8

Add section 17\_3.2

Add section 17\_3.3

Add section 17\_3.4

Add section 17\_3.4A

Add section 17\_3.4A.1.1

Add section 17\_3.4A.1.2

Add section 17\_3.4A.1.3

Add section 17\_3.4A.1.4

Add section 17\_3.4A.1.5

Add section 17\_4.8

Add section 17\_4.9

Add section 17\_4.10

Add section 17\_4.11

Add section 17\_4.12

Add section 17\_4.13

Add section 17\_4.14

Add section 17\_4.15

Add section 17\_4.16

Add section 17\_4.17

Add section 17\_4.18

Add section 17\_4.19

Add section 17\_4.20

Add section 17\_4.21

Add section 17\_4.22

Add section 17\_4.23

Add section 17\_4.24

Add section 17\_4.25

Add section 17\_4.26

Add section 17\_4.27

Add section 17\_4.28

Add section 17\_4.29

Add section 17\_4.30

Add section 17\_4.31

Add section 17\_4.32

Add section 17\_3.5

Add text to 17\_6.1.3.3.

Add section 17\_6.1.3.3.1

Add section 17\_6.1.3.3.2

Add section 17\_6.1.3.3.3

Add section 17\_6.1.3.3.4

Add section 17\_6.1.3.7

## **Chapter 19**

Add text to 19\_1.7.2

Add text to 19\_1.7.4

Add section 19\_1.7.13

## **Chapter 22**

Add section 22\_1.6 Lynx, and delete 22\_1.6 Union lock  
Add section 22\_1.6.1  
Add section 22\_1.8  
Add text to 22\_1.8.1  
Add section 22\_1.8.1.1.1



LSS502: Interchangeable Core locks, Part I, DAME, Harry Sher



LSS502: Interchangeable Core locks, Part II, DAME, Harry Sher



Powerpoint Presentation regarding interchangeable Core locks, by Harry Sher

## **Chapter 23**

Add text to 23\_2.2.1  
Add photographs to 23\_2.3.1  
Add text to 23\_2.3.2  
Add photographs to 23\_2.3.1.3  
Reinsert chapter 23 (error in Version 5.0)  
Add section 23\_3.4.1  
Add section 23\_3.4.2  
Add text to 23\_3.4  
Add section 23\_4.1  
Add section 23\_4.2  
Add text to 23\_7.1.2  
Rename 23\_7.1.3  
Add section 23\_7.1.4



LSS205: A ratchet mechanism can be easily shimmed



LSS501: Bypassing the Simplex push button lock, DAME, Harry Sher



LSS502: Security for vehicle locks, DAME, Harry Sher

Figure LSS+2329 The Simplex 1000 push button lock  
Figure LSS+2330 The Simplex 5000 push button lock

## **Chapter 24**

Add text go 24\_2.4.3.3  
Add text to 24\_3.5.2

## **Chapter 25**

New section 25\_1.2.3



LSS502: Methods of obtaining a key or its code, DAME, Harry Sher

## **Chapter 26**

Add text to 26\_1.5  
Add text to 26\_1.5.2

Add text to 26\_1.5.2.3  
Add text to 26\_1.5.2.4  
Add text to 26\_1.5.2.6  
Add section 26\_1.5.2.7  
Add section 26\_1.5.2.8  
Add section 26\_1.5.2.9  
Add section 26\_1.5.2.10  
Add section 26\_1.5.2.11  
Add text to 26\_1.5.3  
Add section 26\_1.5.4  
Add section 26\_1.5.4.1  
Add section 26\_1.5.4.2  
Add section 26\_1.5.4.3  
Add section 26\_1.5.5  
Add section 26\_1.6.0

## **Chapter 27**

Add text and photographs to 27\_3.3.1  
Add section 27\_3.3.1.1  
Add section 27\_3.3.1.2

## **Chapter 29**

Add text to 29\_1.0  
Add text to 29\_1.2  
Add section 29\_6.4  
Add text to 29\_4.4.1  
Add section 29\_6.4.2  
Add section 29\_6.4.2.1  
Add section 29\_6.4.2.1.1  
Add section 29\_6.4.2.1.2  
Add section 29\_6.4.2.1.3  
Add section 29\_6.4.3  
Add section 29\_6.4.3.1  
Add section 29\_6.4.3.2  
Add section 29\_6.4.3.3  
Add section 29\_6.4.4  
Add section 29\_6.4.4.1  
Add section 29\_6.4.4.2  
Add section 29\_6.4.4.3  
Add section 29\_6.4.4.4  
Add section 29\_6.4.4.5  
Add section 29\_6.4.4.6  
Add section 29\_6.4.5  
Add section 29\_6.4.5.1  
Add section 29\_6.4.6  
Add section 29\_6.4.7  
Add section 29\_6.4.8  
Add section 29\_6.4.8.1  
Add section 29\_6.4.9  
Add section 29\_6.4.9.1  
Add text to 29\_6.6.3  
Add section 29\_7.2.7  
Add section 29\_7.3.4  
Add text to 29\_7.3.2

Add text to 29\_7.6.3  
Add text to 29\_7.6.4  
Add section 29\_7.8  
Add section 29\_7.8.1  
Add section 29\_7.8.4  
Add section 29\_7.8.4.1  
Add Section 8, Mechanical Bypass  
Add Section 29\_9.0  
Add section 29\_9.1  
Add section 29\_9.2  
Add section 29\_9.2.1  
Add section 29\_9.3  
Add section 29\_9.4  
Add section 29\_9.5  
Add section 29\_9.6  
Add section 29\_9.7  
Add section 29\_9.8  
Add section 29\_9.8.1  
Add section 29\_9.9  
Add section 29\_9.10  
Add section 29\_9.11

Figure LSS+2943 Concealed pick set  
Figure LSS+2944 Examples of bump keys for various locks  
Figure LSS+2945 Steel balls demonstrate the principle of physics that allows the bump key to work  
Figure LSS+2946 The Dolev model demonstrates the operation of the bump key  
Figure LSS+2947 Conventional bump keys  
Figure LSS+2948 A dual-bitted bump key for an MCM pin tumbler lock  
Figure LSS+2949 Examples of bump keys for dimple locks  
Figure LSS+2950 Shoulders must be created for dimple bump keys  
Figure LSS+2951 Bump keys for axial pin tumbler locks  
Figure LSS+2952 Bump keys employing the pull back method  
Figure LSS+2953 Bump keys that utilize the negative shoulder method  
Figure LSS+2954 The Tomahawk is used to transfer energy to the bump key  
Figure LSS+2955 Some Assa sidebar locks can be opened with a bump key  
Figure LSS+2956 Forensic indications of the use of the bump key may be present  
Figure LSS+2957 The Dolev pin set to prevent the use of the bump key  
Figure LSS+2958 Drill and Pick method of opening a lever lock



LSS205: How the bump key works



LSS502: Bypass using lever pull and other attacks, DAME, Harry Sher



LSS502: Opening the "Club" wafer lock, DAME, Harry Sher



LSS502: Opening the Weslock, DAME, Harry Sher



LSS502: Mechanical bypass of locks, DAME, Harry Sher



LSS502: Introduction to Defense Against Methods of Entry, DAME, Harry Sher



LSS502: Bypass of the Adams-Rite lock set, DAME, Harry Sher












LSS502: Drill and pick technique for opening lever locks, DAME, Harry Sher



















LSS502: Drill and pick a Milner lever lock, DAME, Harry Sher



LSS502: Picking a Diebold 175-70 lever lock, DAME, Harry Sher

-  LSS502: Bypass with a magnetic field, DAME, Harry Sher
-  LSS502: Bypassing the Schlage Everest, DAME, Harry Sher
-  LSS501: Bypass by retainer attack, DAME, Harry Sher
-  LSS501: Bypass using a straight knife, DAME, Harry Sher
-  LSS501: Drilling a hole to bypass the Adams-Rite, DAME, Harry Sher
-  LSS501: Opening the American Padlock Series 2000, DAME, Harry Sher
-  LSS501: Discussion regarding pick sets, part II, DAME, Harry Sher
-  LSS501: The Peterson Mfg. plug spinner, DAME, Harry Sher
-  LSS205: Opening Locks by Bumping in Five Seconds or Less: Is it really a threat to physical security?

-  LSS205: Legal Issues Involving Bumping in the United States
-  LSS205: Dolev model to demonstrate physics of bumping
-  LSS205: A discussion regarding bumping with Barry Wels, Part I
-  LSS205: A discussion and demonstration of bumping with Barry Wels, Part II
-  LSS501: A discussion about bumping with Harry Sher  
thumb turn

-  LSS501: Under door opening tool to access door knobs
-  LSS501: Under door opening tool to access door knob thumb turn
-  LSS501: Harry Sher demonstrates the use of the H&M picking tool
-  LSS501: Harry Sher offers an analysis of the Mul-T-Lock and its pick resistance
-  LSS501: Demonstration of the bypass of the Schlage F-Line
-  LSS501: A discussion about bypass of mortise cylinders by Harry Sher
-  LSS501: Harry Sher on the bypass of ratchet mechanisms
-  LSS206: Picking the LeFebure 7700, by Phil Shearer
-  LSS206: Harry Sher on impressioning
-  LSS206: robing the tip position of fore and aft positions of Biaxial and m3 pins
-  LSS206: Sidebar-gate tolerance issues with Medeco locks

### **Chapter 30**

Add text to 30\_12.2

### **Chapter 31**

Add section 31\_1.1.3.3.3  
Add text to 31\_2.1  
Add section 31\_2.4.1  
Add text to 31\_3.1  
Add section 31\_3.2.7.3  
Add text to 31\_4.1  
Add text to 31\_4.4.1  
Add section 31\_4.4.1.6.1  
Add section 31\_4.4.1.6.2  
Add section 31\_4.4.1.6.3  
Add text to 31\_4.4.2.2  
Add text to 31\_4.4.2.3  
New section 31\_4.4.2.8  
Add section 31\_4.4.3.5  
Add section 31\_4.10\_4.2.1  
Add section 31\_4.10.6.5  
Add section 31\_5.2.1.1  
Add text to 31\_6.1  
Add text to 31\_6.2  
Add text to 31\_6.3  
Add section 31\_6.3.2.1



LSS502: Picking the Chrysler 8-wafer lock, DAME, Harry Sher



LSS502: Determinator pick for vehicle locks, DAME, Harry Sher



LSS502: A discussion regarding borescopes, DAME, Harry Sher



LSS502: Decoding lever locks by height of levers, DAME, Harry Sher



LSS501: Tryout keys and their use, DAME, Harry Sher



LSS501: A fiber optic light source described by Harry Sher



LSS206: Picking the LeFebure 7700, by Phil Shearer



LSS206: Decoding the LeFebure 7300 by Phil Shearer



LSS206: Diebold 175-40 Decoder demonstration by Phil Shearer



LSS206: Lagard 2200 decoder and pick demonstration by Phil Shearer









## **Chapter 32**

Add section 32\_1.1  
Add section 32\_2.3  
Add section 32\_3.1.1  
Add section 32\_3.1.1.1  
Add section 32\_3.1.1.2  
Add section 32\_3.1.1.3  
Add section 32\_3.1.1.4  
Add section 32\_3.1.1.5  
Add section 32\_3.1.1.1.2  
Add section 32\_3.1.1.1.8  
Add section 32\_3.1.1.2.1  
Add section 32\_3.1.2.3  
Add section 32\_3.1.2.4

Add section 32\_3.5.6  
Add section 32\_3.7.1  
Add section 32\_3.9.8  
Add section 32\_3.11 to 32\_3.12  
Add section 32\_3.11  
Add section 32\_3.2.2  
Add text to 32\_3.5.2  
Add section 32\_3.9.1A  
Add section 32\_1.1.1.3.2





Add text 32\_3.0  
Add text 32\_3.1.1.1.1  
Add text 32\_3.1.1.8  
Add text 32\_3.1.2.4  
Add text 32\_3.2.2  
Add text 32\_3.3  
Add text 32\_3.4  
Add text 32\_3.5  
Add text 32\_3.5.2  
Add text 32\_3.5.3  
Add text 32\_3.6.2  
Add text 32\_3.6.2.1  
Add text 32\_3.9  
Add text 32\_3.9.1  
Add text 32\_3.9.4  
Add text 32\_3.9.5  
Add text 32\_3.9.8  
Add text 32\_3.10  
Add text 32\_3.10.2  
Add section 32\_3.10.3  
Add text 32\_3.11

Figure LSS+3249 Opening the American padlock with a stiff wire

-  LSS502: Bypassing the American Padlock, DAME, Harry Sher
-  LSS502: Removing a mortise cylinder by shearing set screws, DAME, Harry Sher
-  LSS502: Opening a lock by nose-pulling, DAME, Harry Sher
-  LSS502: Discussion regarding pick sets, the Wafer Breaker, and the Everest, DAME, Harry Sher
-  LSS205: Drilling pin tumbler cylinders, both conventional and high security
-  LSS205: Pulling a conventional and high security cylinder
-  LSS501: Harry Sher on the use of the European profile breaking tool
-  LSS206: Forced attack of a Bilevel cylinder with a simulated plastic key



## **Chapter 34**

Add text to 34\_8.0  
Add section 34\_11.6 Low security combination locks

-  LSS205: Report on TSA-approved luggage locks
-  LSS502: Bypass of the Presto Lock, DAME, Harry Sher
-  LSS205: Safe lock servicing by Harry Sher
-  LSS206: X-ray view of the 8077





## **Chapter 35**

Add section 35\_6.3.1.2  
Add text to 35\_7.2.3

-  LSS501: Scoping the change key hole, DAME, Harry Sher
-  LSS501: Adjustable multipoint drill template description by Harry Sher

## **Chapter 36**

Add text to 36\_3.1.2.1.1  
Add text to 36\_3.1.2.1.1.1  
Add text to 36\_4.4  
Add text to 36\_4.5.2  
Add text to 36\_5.0  
Add text to 36\_5.2

-  LSS502: Bypass of the S&G M 6730MP lock, DAME, Harry Sher
-  LSS502: Manipulation aid, Mike Madden sensor, DAME, Harry Sher
-  LSS502: Manipulation aids, general discussion, DAME, Harry Sher
-  LSS502: Theory of manipulation, DAME, Harry Sher

## **Chapter 37**

Add section 37\_3.1A  
Add section 37\_3.1A.1  
Add section 37\_3.1A.2  
Add section 37\_3.1A.2.1  
Add section 37\_3.1A.2.2  
Add section 37\_3.1A.3  
Add section 37\_12.4  
Add section 37\_12.4.1  
Add section 37\_12.4.2  
Add section 37\_12\_5

## **Chapter 39**

Note: section numbers from 39\_3.0 to 39\_6.0 have been reorganized and renamed. Material has been added to all sections.

Add text to 39\_2.3.3  
Change section number 39\_4.0 to 39\_6.0

Change section number 39\_5.0 to 39\_7.0  
Change section number 39\_5.1 to 39\_7.1  
Change section number 39\_6.0 to 39\_8.0  
Change section number 39\_6.1 to 39\_8.1  
Change section number 39\_7.0 to 39\_9.0  
Change section number 39\_8.0 to 39\_10.0  
Change section number 39\_9.0 to 39\_11.0  
Change section number 39\_10.0 to 39\_12.0  
Change section number 39\_10.1 to 39\_12.1  
Change section number 39\_10.2 to 39\_12.2  
Change section number 39\_10.3 to 39\_12.3  
Change section number 39\_10.3.1 to 39\_12.3.1  
Change section number 39\_11.0 to 39\_13.0  
Change section number 39\_11.1 to 39\_13.1  
Change section number 39\_12.0 to 39\_14.0  
Change section number 39\_13.0 to 39\_15.0  
Change section number 39\_14.0 to 39\_16.0  
Change section number 39\_15.0 to 39\_17.0  
Change section number 39\_16.0 to 39\_18.0  
Change section number 39\_17.0 to 39\_19.0  
Change section number 39\_18.0 to 39\_20.0  
Change section number 39\_19.0 to 39\_21.0  
Change section number 39\_19.1 to 39\_21.1  
Change section number 39\_19.1.1 to 39\_21.1.1  
Change section number 39\_19.1.2 to 39\_21.1.2  
Change section number 39\_19.1.3 to 39\_21.1.3  
Change section number 39\_20.0 to 39\_22.0  
Change section number 39\_21.0 to 39\_23.0  
Change section number 39\_22.0 to 39\_24.0  
Change section number 39\_22.1 to 39\_24.1  
Change section number 39\_22.1.1 to 39\_24.1.1  
Change section number 39\_22.1.1.1 to 39\_24.1.1.1  
Change section number 39\_22.1.1.2 to 39\_24.1.1.2  
Change section number 39\_22.1.1.3 to 39\_24.1.1.3  
Change section number 39\_22.1.1.4 to 39\_24.1.1.4  
Change section number 39\_22.1.2 to 39\_24.1.2  
Change section number 39\_22.1.3.1 to 39\_24.1.3.1  
Change section number 39\_22.1.3.2 to 39\_24.1.3.2  
Change section number 39\_22.1.3.3 to 39\_24.1.3.3  
Change section number 39\_22.1.3.4 to 39\_24.1.3.4  
Change section number 39\_22.1.3.5 to 39\_24.1.3.5  
Change section number 39\_22.1.4 to 39\_24.1.4  
Change section number 39\_22.1.4.1 to 39\_24.1.4.1  
Change section number 39\_23.0 to 39\_25.0

Add section 39\_3.0.1  
Add section 39\_3.0.2  
Add section 39\_3.0.3  
Add section 39\_3.0.3.1  
Add section 39\_3.1  
Add section 39\_3.1.1  
Add section 39\_3.1.1.1  
Add section 39\_3.2  
Add section 39\_3.2.1  
Add section 39\_3.2.1.1  
Add section 39\_3.2.2

Add section 39\_3.2.2.1  
Add section 39\_3.2.2.2  
Add section 39\_3.2.3  
Add section 39\_3.2.4  
Add section 39\_3.2.5  
Add section 39\_3.2.5.1  
Add section 39\_3.2.6  
Add section 39\_3.2.7  
Add section 39\_3.2.8  
Add section 39\_3.2.8.1  
Add section 39\_3.2.8.2  
Add section 39\_3.2.9  
Add section 39\_3.2.9.1  
Add section 39\_3.2.10  
Add section 39\_3.2.10.1  
Add section 39\_3.2.10.2  
Add section 39\_4.1  
Add section 39\_4.1.1  
Add section 39\_5.1  
Add section 39\_5.1.0  
Add section 39\_5.1.0.1  
Add section 39\_5.1.0.2  
Add section 39\_5.1.0.3  
Add section 39\_5.1.1  
Add section 39\_5.1.1.0  
Add section 39\_5.1.2  
Add section 39\_5.1.2.1  
Add section 39\_5.1.3  
Add section 39\_5.1.3.1  
Add section 39\_5.1.4  
Add section 39\_5.1.4.1  
Add section 39\_5.1.5  
Add section 39\_5.1.5.1  
Add section 39\_5.1.5.2  
Add section 39\_5.1.6  
Add section 39\_5.1.7  
Add section 39\_5.1.7.1  
Add section 39\_5.1.8  
Add section 39\_5.1.9  
Add section 39\_5.1.10  
Add section 39\_26  
Add section 39\_26.1



LSS102: Bill Spence on system error rates in biometric sensors



LSS102: Dave Engberg, CoreStreet, on secure credentials



LSS102: Dave Engberg on smart cards



LSS102: Phil Libin, CoreStreet, on secure virtual smart card networks



LSS102: Bill Spence on selection criteria for a biometric system



LSS102: Bill Spence on vulnerabilities of biometric systems



LSS102: Bill Spence on secondary credentials



LSS102: Bill Spence on comparisons of biometric systems



LSS102: Bill Spence on biometric devices



LSS102: Bill Spence on implementation of biometric systems



LSS102: Bill Spence on a comparison of fingerprint and hand geometry systems



LSS102: Bill Spence on fingerprint systems



LSS102: Dr. James Cambier, Iridian Iris Code Technology briefing



LSS102: Dr. James Cambier, Use of Iridian iris code systems



LSS102: Bill Spence on hand geometry

## **Chapter 40**

Add text to 40\_3.1.1.A